

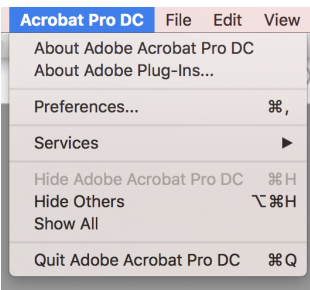
DISPLAYING OVERPRINT IN YOUR PDF



Overprint Preview [**ON**]



Overprint Preview [**OFF**]



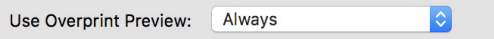
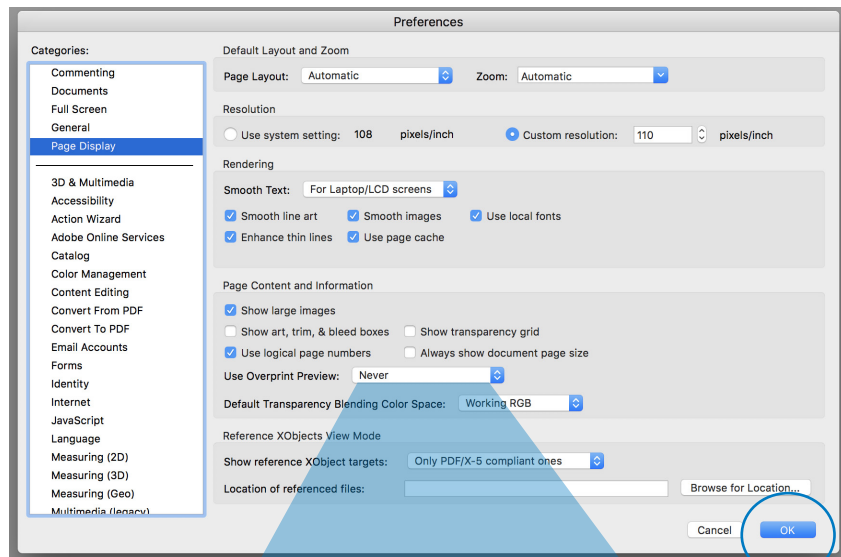
To display Overprint Preview in your PDF open your document in "Acrobat" or "Acrobat Pro."

Click on the program title, in the top left of the screen and choose "preferences."

Click on "Page Display"

Click on "Use Overprint Preview" and choose "Always" from the dropdown list.

Click "OK" to accept.



After making these changes in Acrobat, you should see a green checkmark inside the square.

