

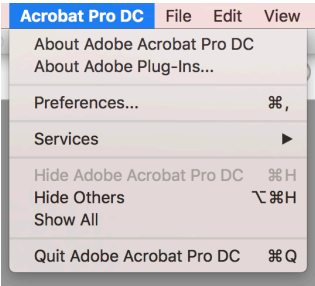
DISPLAYING OVERPRINT IN YOUR PDF



Overprint Preview [ON]



Overprint Preview [OFF]



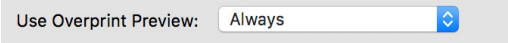
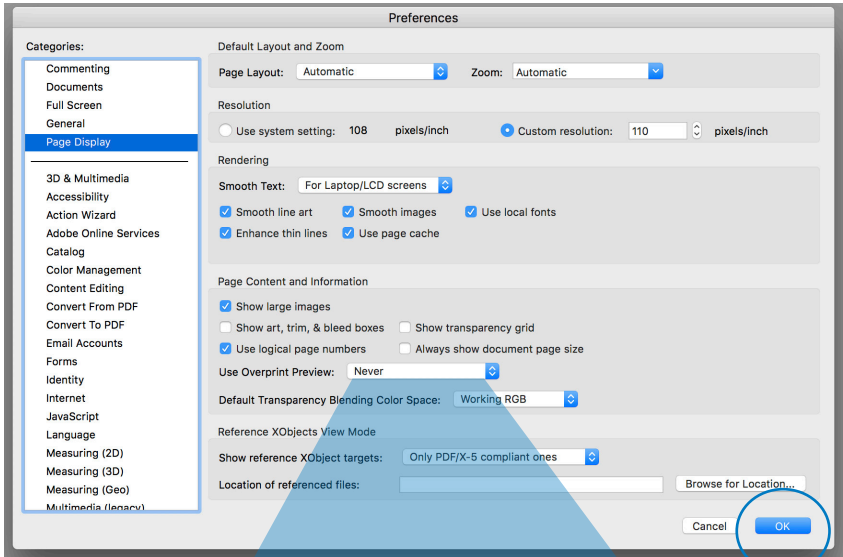
To display Overprint Preview in your PDF open your document in "Acrobat" or "Acrobat Pro."

Click on the program title, in the top left of the screen and choose "preferences."

Click on "Page Display"

Click on "Use Overprint Preview" and choose "Always" from the dropdown list.

Click "OK" to except.



Perform these options on this PDF. If you have done it correctly you should see the green X inside the square only.

